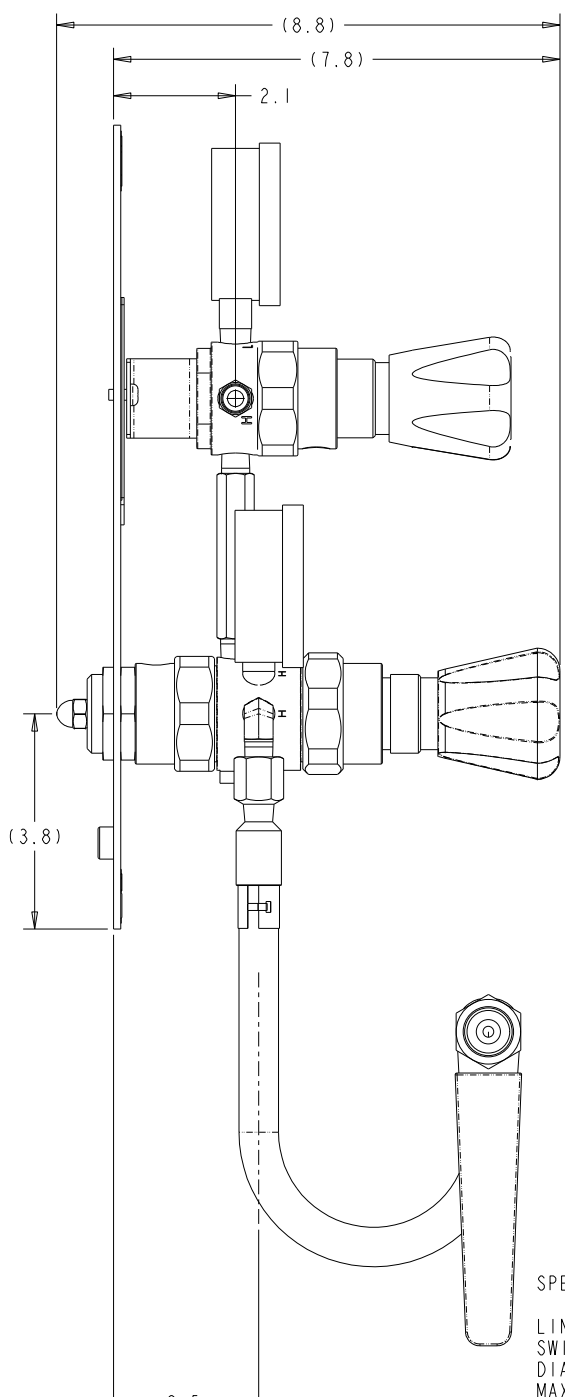
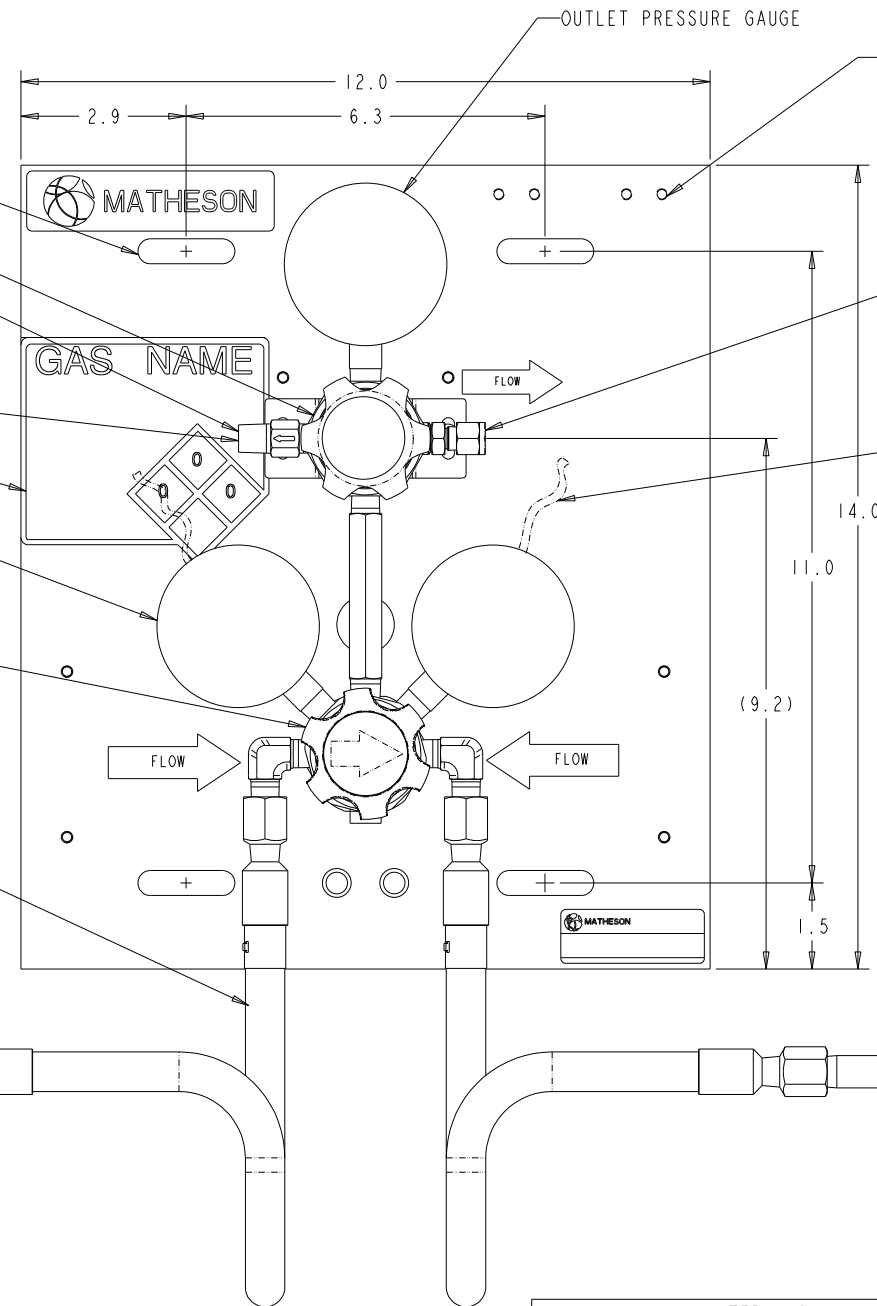


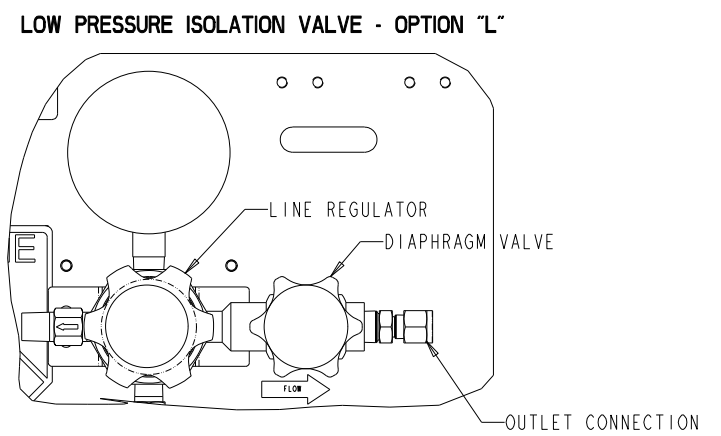
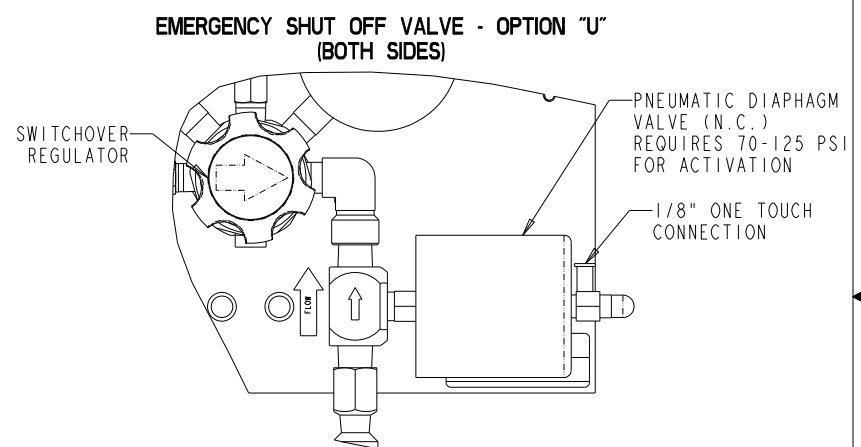
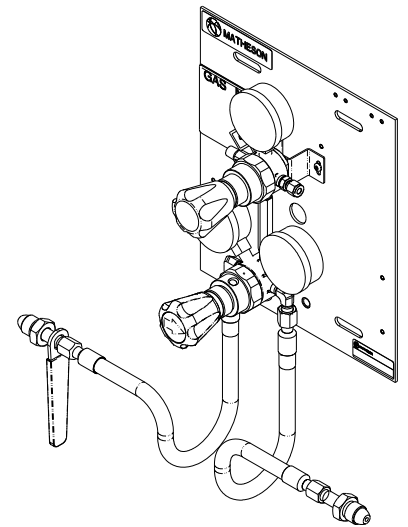
REF ONLY FOR PDM USE ONLY	DWG NO. MNUM-0048-OL	MODEL NO. MNUM-0048-XX	REVISIONS		
SH-ZONE	REV	DESCRIPTION	ECO NO.	BY/DATE	APVD/DATE
-	D	REDRAWN ON CREO	-	DL-3/21/19	WS-10/15/19



- 4X 0.44 x 1.25 SLOT FOR 3/8" HARDWARE
- LINE REGULATOR
- INTERSTAGE RELIEF VALVE (UPSTREAM OF LINE REGULATOR) SET AT 1.5 X SWITCHOVER PRESSURE
- RELIEF VALVE CONNECTION (1/4" MNPT)
- NFPA LABEL (IF SPECIFIED)
- INLET PRESSURE GAUGE (STD), BLUE TOOTH PRESSURE GAUGE, OR INDICATING PRESSURE SWITCH (OPTIONS)
- SWITCHOVER REGULATOR (200 PSIG STD)
- STAINLESS STEEL FLEX HOSE OR RIGID PIGTAIL (3' FLEX HOSE STD)



MAY BE USED IN THE MOUNTING OF ADDITIONAL PROCESS PIPING



SPECS:  
 LINE REGULATOR Cv = 0.08  
 SWITCHOVER Cv = 0.06  
 DIAPHRAGM VALVE Cv = 0.13  
 MAXIMUM FLOW = 3 SCFM-NITROGEN

- NOTES:
- APPROX. WEIGHT 20 LBS.
  - BACKPLATE 0.125" THK HRS FINISHED W/ SHERWIN WILLIAMS POLANE T POLYURETHANE ENAMEL NITRO BLUE #F63L17.
  - LEAK TESTED BUBBLE TIGHT.
  - ARROW INDICATES PRIMARY SIDE IN SERVICE.
  - FLEX HOSES SHIPPED ATTACHED.
  - SOME CGA FITTINGS DO NOT HAVE INTEGRAL CHECK VALVE.
  - MAXIMUM WORKING PRESSURE IS THE LESSER OF 3000 PSIG OR THE MAXIMUM ALLOWED BY THE CGA CONNECTION.
  - SYSTEM TO PASS PRESSURE RATING PER CRITERIA ON ANSI/ASME B31.3.
  - SYSTEM TO BE CLEANED TO CGA-4.1 AND ASTM G93.

LINE REGULATOR		
CODE	DELIVERY PRESSURE (PSIG)	OUTLET GAUGE (PSIG)
0	NONE	400
A	0-30	60
B	0-100	200
C	0-150	200
D*	0-30	60
E*	0-125	200
Q**	0-250	400

\* SWITCHOVER PRESSURE 170 PSIG  
 \*\* SWITCHOVER PRESSURE 330 PSIG

ITEM	MATERIALS	
	523 SERIES	524 SERIES
REGULATORS	BRASS	SS
REGULATOR DIAPHRAGMS	SS	SS
RELIEF VALVE	BR/BUNA-N	SS/FKM
FLEX HOSE	SS	SS
OTHER PARTS	BRASS	SS

PROPRIETARY STATEMENT THIS DOCUMENT CONTAINS INFORMATION PROPRIETARY TO MATHESON TRI-GAS, INC. AND SHALL NOT BE REPRODUCED OR DISCLOSED TO THIRD PARTIES WITHOUT PRIOR WRITTEN CONSENT FROM MATHESON TRI-GAS.

TOLERANCES	
INCH	METRIC
X ± .1	X ± .8
.X ± .03	.X ± .3
.XX ± .01	.XX ± .13
.XXX ± .005	
63/	1.6/
ANGLES ± 1/2°	

MATERIAL:  
 FINISH:  
 THIRD ANGLE PROJECTION  
 DO NOT SCALE DRAWING

APPROVALS	
DRAWN BY: DL	DATE: 3/21/19
CHECKED BY: WS	DATE: 10/15/19
ENGINEER: WS	DATE: 10/15/19

**MATHESON**  
 Gas Equipment Technology Group, Montgomeryville, PA 18936

TITLE:  
**OUTLINE DRAWING SWITCHOVER ASSEMBLY, W/ LINE REGULATOR, W/ FLEX HOSES**

SIZE: **D**  
 DWS. NO.: **MNUM-0048-OL**  
 CREO SCALE: NTS SHEET 1 OF 1